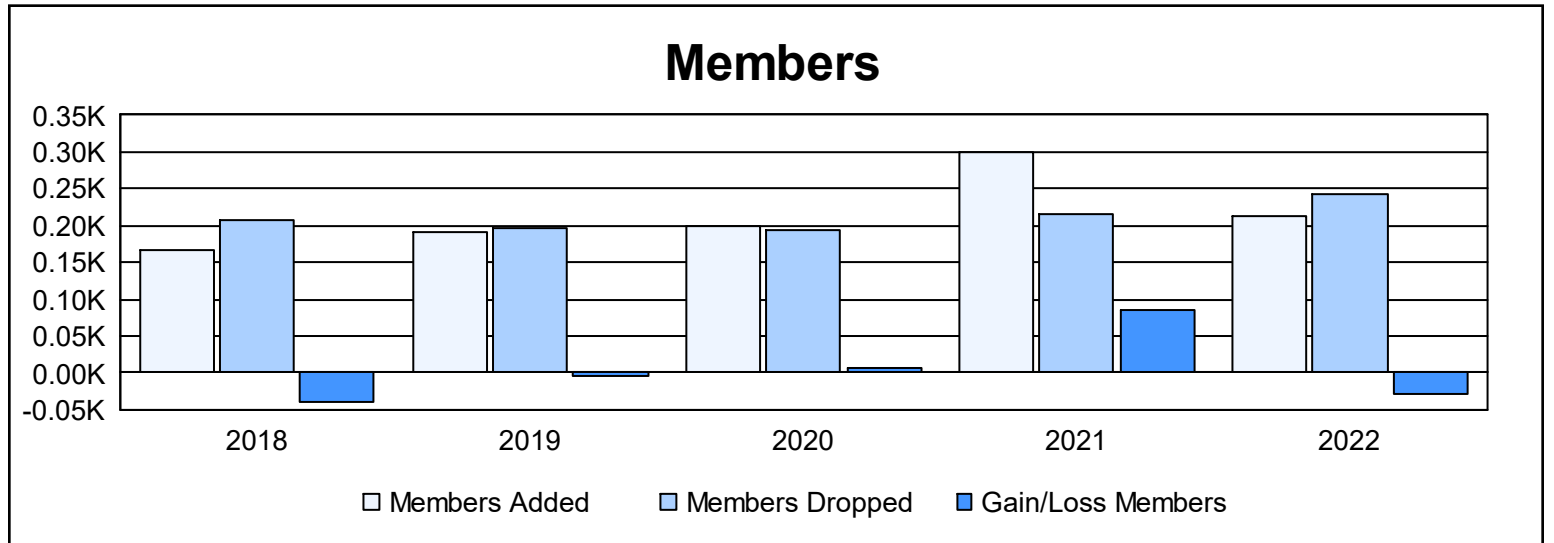
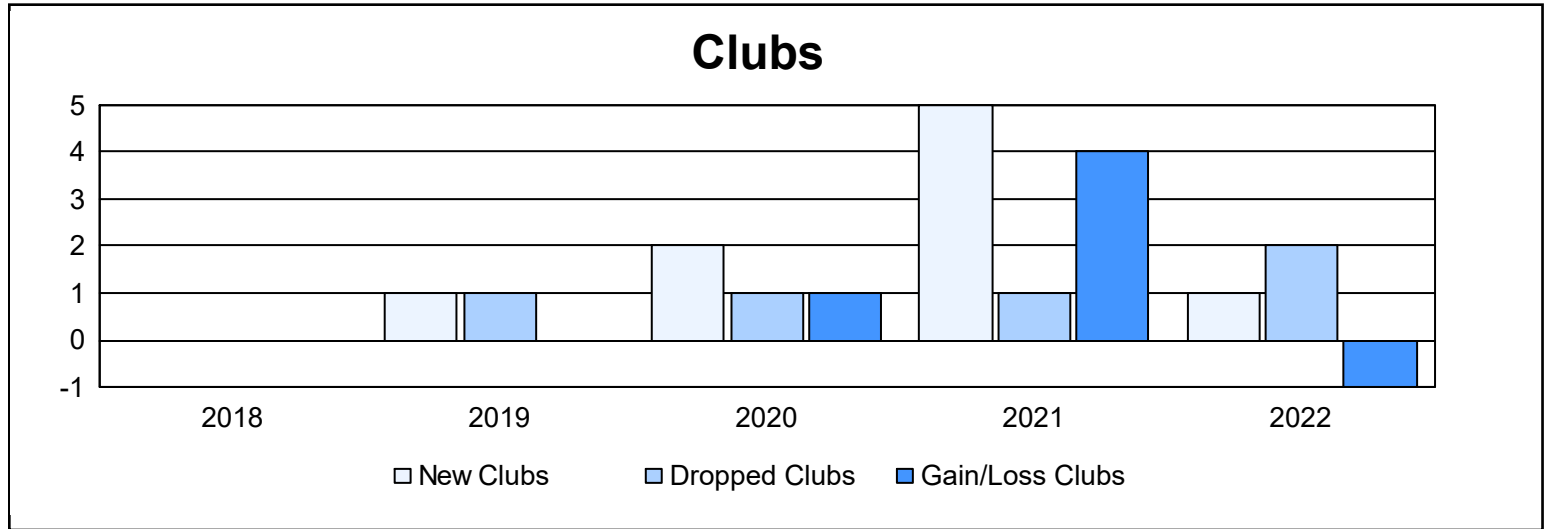
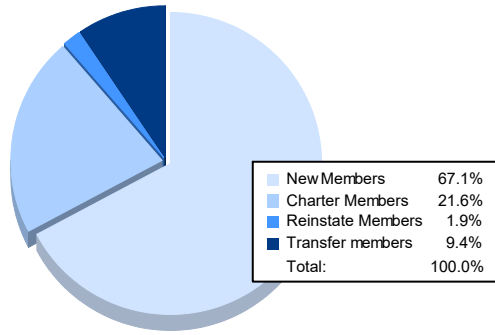


Year	New Clubs	Dropped Clubs	Gain/ Loss Clubs	New Members	Charter Members	Reinstate Members	Transfer Members	Total Member Added	Total Members Dropped	Gain/ Loss Members
2017-2018	0	0	0	135	0	13	20	168	207	-39
2018-2019	1	1	0	141	21	5	24	191	196	-5
2019-2020	2	1	1	124	46	16	14	200	193	7
2020-2021	5	1	4	179	116	2	4	301	216	85
2021-2022	1	2	-1	143	46	4	20	213	243	-30
<b>Average</b>	<b>2</b>	<b>1</b>	<b>1</b>	<b>144</b>	<b>46</b>	<b>8</b>	<b>16</b>	<b>215</b>	<b>211</b>	<b>4</b>



### Membership Composition June 2022 Cumulative



### Gender Composition June 2022 Cumulative

